

Domestic & Intimate Partner Violence in Alberta

The Canadian Centre for Justice Statistics (CCJS) reports on **domestic violence** generally (violent incidents involving people in past or present intimate relationships, (step) parents, (step) children, immediate and extended family) and **intimate partner violence** more specifically (violent incidents involving past and present boyfriends/girlfriends, separated, divorced, spouse, and other intimate relationships).

This resource uses police reported data obtained from the Police Service Uniform Crime Reporting Survey and Homicide Survey for Alberta (2008 to 2013), supplied by Statistics Canada's CCJS. The data presented here represents all police charges (including multiple charges laid in the same incident).

Domestic Violence

Figure 1: Domestic Violence – Sex of Victim & Accused (2008-13)¹

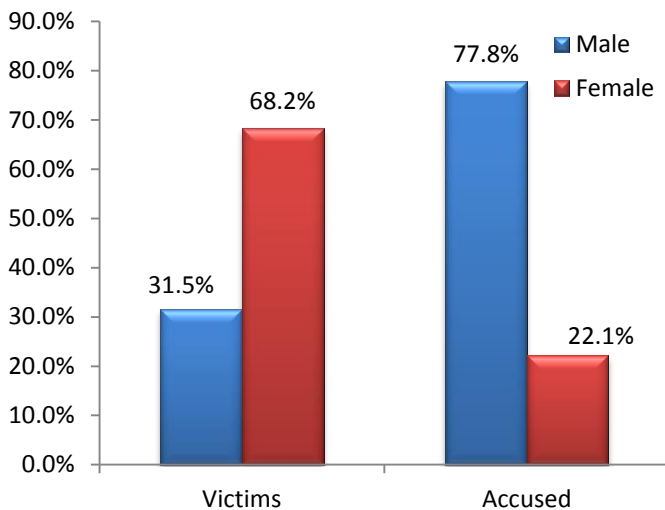
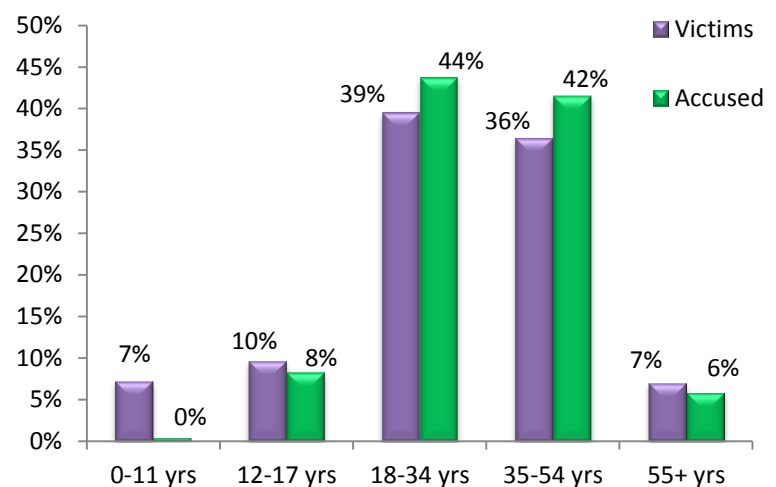


Figure 2: Domestic Violence - Age of Victim & Accused (2008-13)¹



While the age profile of victims and accused are very similar, police reported domestic violence in Alberta is largely committed by males with female victims.

Domestic violence incidents comprised an average of 21 per cent of all violent crime incidents in Alberta between 2008-2013.

Almost 90 per cent of domestic violence incidents took place in people's residences² in the 2008-13 period.

1. N = 73,367 incidents of domestic violence reflected in police reported data from 2008 to 2013.

2. CCJS defines "residences" as a home, dwelling unit, commercial dwelling unit (apartment, seniors' complex).

Domestic & Intimate Partner Violence in Alberta

Intimate Partner Violence

Number of Homicide Incidents in Alberta, by Year:

Homicide	2008	2009	2010	2011	2012	2013
Intimate Partner Violence Related	14	10	10	15	10	9
All Other	87	73	54	91	70	63

Proportion of Intimate Partner Violence, by Year:

Violation Type ³	2008	2009	2010	2011	2012	2013
Assault ⁴	N/A	78%	74%	76%	78%	74%
Harassment ⁵	N/A	16%	20%	17%	17%	14%
Sexual Assault	N/A	2%	2%	2%	2%	3%

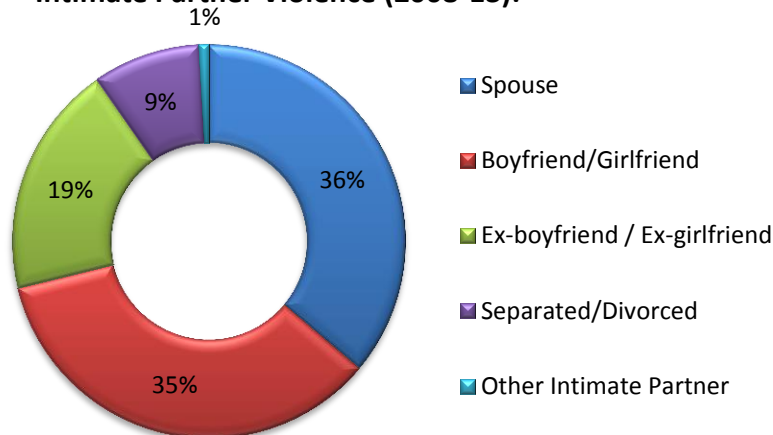
Use of Weapons in Intimate Partner Violence Incidents, by Year:

Frequency by Weapon Type	2008	2009	2010	2011	2012	2013	AVG	% AVG
No Weapon	5,797	6,683	6,831	6,748	6,633	6,313	6,501	86%
Non-Firearm Weapon ⁶	755	891	882	861	867	945	867	11%
Unknown	118	136	230	207	184	205	180	2%
Firearm	27	14	16	25	16	15	19	0%
Total	6,697	7,724	7,959	7,841	7,700	7,478	7,567	N/A

Assault, Harassment & Sexual Assault accounted for over 95 per cent of all intimate partner violence violations in the 2008-13 period. Homicide, attempted murder and firearms violations accounted for no more than 0.2 per cent each. There was an average of 11,138 domestic violence incidents per year in Alberta during the 2008-2013 period.

Intimate Partner violence made up 75 per cent of all domestic violence incidents between 2008 and 2013. As illustrated on the right, most of this violence occurred between spouses and current boyfriends/girlfriends. The remainder of domestic violence incidents involved a parent, immediate family member, or child.

Relationship of Accused to Victim in Incidents of Intimate Partner Violence (2008-13):



3. Total number of police reported domestic violence violations – N=13,025 (2009); N=14,214 (2010); N=13,587 (2011); N=13,415 (2012); N=14,042 (2013).

4. Assault includes assault levels 1, 2 and 3, assaults against a police officer, and total other assaults. Level 1 or common assault, the least serious form includes behaviours such as pushing, slapping, punching and face-to-face threats; level 2 assault, defined as assault with a weapon or causing bodily harm; and level 3 aggravated assault, defined as assault that wounds, maims, disfigures or endangers the life of the victim.

5. Harassment includes the following: criminal harassment, uttering threats, threatening or harassing phone calls.

6. Non-firearm weapons – any weapon other than a firearm (e.g. knife, blunt instrument).